



# Rockmount Music

## Musical learning & fun for at home

*(Click on the links to go straight to the website)*

<https://musiclab.chromeexperiments.com/Experiments>

- Chrome Music Lab is a website that makes learning music more accessible through fun, hands-on experiments and games.
- Explore music and art. Great for all ages!

<http://www.incredibox.com/>

- Hours of fun and learning here! Incredibox is a music app and website that lets you create your own music with the help of a crew of beatboxers. The website version is completely free, it just doesn't give you access to all the latest versions unlocked with the app.
- It is also a music game and you can unlock levels and features.
- Sounds best through headphones or through a speaker!

<https://www.bbc.co.uk/teach/ten-pieces>

- [Ten Pieces Tasters](#) (Previously known as Ten Pieces at Home) - simple, fun, creative activities for primary age children. The activities are easy to follow and do not require any specialist knowledge or equipment. Each activity is led by an artist or specialist in their field and offers different ways to get creative with classical music.

<https://www.bbc.co.uk/teach/bring-the-noise>

- Bring the Noise is another BBC initiative to help primary school teachers and parents inspire children to become musicians. Lots of fun resources to explore.

<https://learningmusic.ableton.com>

- Introduces the basics of composition using a sequencer.
- Clear step by step instructions and explanations.

<https://www.composerofthemonth.com/>

- Composer biographies, Musical timeline, videos and resources.
- Great way to explore the history of music and some amazing composers.

<http://singup.org>

- Access to specially arranged songs. We use lots of these songs in school. You can register as a friend to start exploring Sing Up for free

<https://www.classicsforkids.com/>

- Great website that includes lots of educational resources and games

### ❖ **Play an instrument you have at home:**

There are fantastic tutorials to teach yourself recorder, guitar, ukulele, piano, keyboard. There are lots on YouTube (see below) plus these websites are great!

<http://www.ukulelerocks.co.uk>

Great resource for children to learn and play ukulele at home

<http://jamzone.littlekidsrock.org>

Great if you have instruments at home. Select a song and your instrument and play along with the band. Tutorials to help learn the instruments too.

If you don't have an instrument at home and wish to invest, a ukulele or recorder are both great options:

- *Ukulele - I recommend a Mahalo MK1 ukulele (usually around £20 on Amazon)*
- *Recorder - make sure it's a soprano or descant recorder with Baroque fingering. I recommend the Yamaha YRS20BB recorder (usually £9 or less on Amazon)*

### ❖ **YouTube:**

There are some fantastic resources on Youtube. Here are a few recommendations:

- [Ukulaliens Ukulele Club](#) – perfect if you have a ukulele at home (see my notes below about how we learn ukulele in school)
- [Recorder Karate](#) - teach yourself to play the recorder
- [Recorder songs](#) - teach yourself to play the recorder
- [Body percussion](#) - routines to accompany some pop songs
- [Beatboxing for Kids with Sk Shlomo](#)
  
- [Sing Up!](#)
- [Horrible Histories – the songs!](#)
- [Join the Chorus](#)
- [Kidz Bop](#)
  
- [Classical MPR](#)
- [Classical story time](#)
- [The London Mozart Players](#)
- [Melody Classical](#)
- [Doodle Chaos](#) – musical animations such as Line Rider

### ❖ **Listen to a Podcast:**

<http://marvellousmusicalpodcast.com/>

- A series of podcasts aimed at introducing children to the wonderful world of classical music – and as you'd expect from David Walliams, it's in a very amusing way!

❖ **Watch a musical or concert – live at home!**

<https://www.classicalmpr.org/story/2020/03/16/free-online-classical-concerts>

❖ **Sing & dance to some music**

Pick a favorite song and do one of the following:

- Dance /move to the beat
- Sing along (alone or with your family or friends)

❖ **Listen to some music & get creative**

Try and find a piece you've never heard before then:

- Draw a picture that goes with the music.
- Write about how the music makes you feel
- Let your imagination run wild and make up a story inspired by a piece of music

❖ **Design and make your own musical instrument**

Find some pots and pans or some interesting containers in the recycling and start making! Ask for your adults permission first!!

### **Ukuleles:**

We use colourful stickers to help learn ukuleles in school. If you have a ukulele and some small stickers try adding these colourful stickers so you can play along like we do in school.



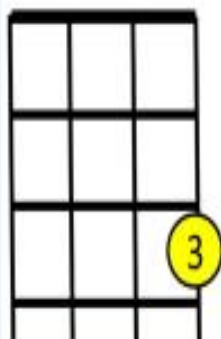
- you can usually find the dot stickers in WHSmiths in Crystal Palace and Wilko in Penge!

The four chords below are the main chords we focus on in school. G is the hardest – and a bit fiddly so take your time learning this one.

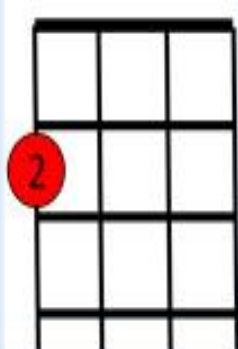


## The 4 chords needed for most pop songs!

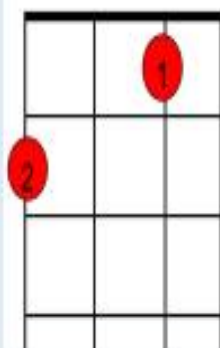
**C MAJOR**



**A Minor**



**F MAJOR**



**G MAJOR**

