



Reading



Making a Strong Start in Reception



Referred to as RML

Making a strong start in Reception

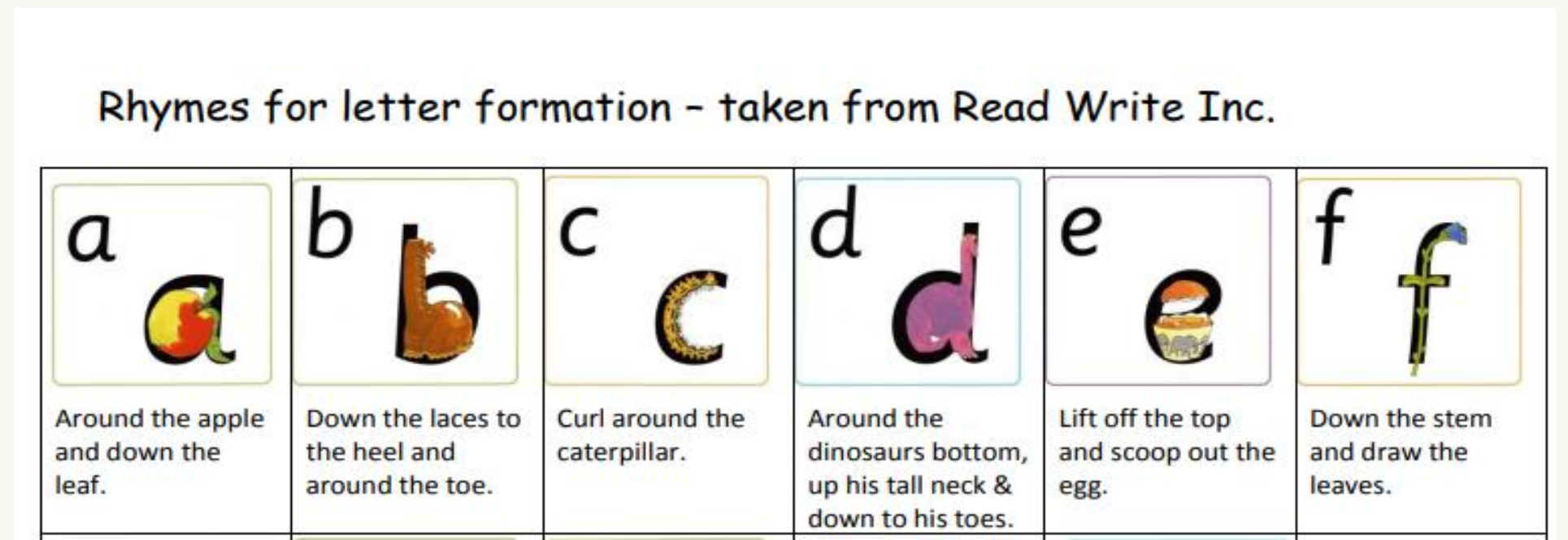
How will children learn to read?

First, children will learn to recognise each of the single letter Set 1 Speed Sounds, along with the corresponding mnemonic:

m a s d t i n p g o c k u b f e l h r j v y w z x

e.g: 'a' is in the shape of an apple

'm' is in the shape of two mountains



Followed by the Set 1 sounds written with two letters: ('special friends'):

sh th ch qu ng nk ck

Making a strong start in Reception

Sound Blending

Gradually children will be exposed to words on flashcards (green words) containing these taught sounds and will practice sound-blending

**e.g. m-a-t mat, e-a-t cat, f-i-sh fish, s-p-o-t spot, s-p-l-a-sh splash
(Fred Talk)**

at • •	mad • • •
sad • • •	dad • • •
sat • • •	mat • • •



Making a strong start in Reception

Sound Blending

As their confidence in sound-blending and partner-practice grows, the children progress from reading words to reading captions in ditties.

e.g. **the** cat sat in
mud

Ditty 6: naps

Speed Sounds - read the sounds (not the letter name)
s n i a g c t d p m b u o

Green Words - read these words by blending the sounds together
in cat on bus dog mat nan pot
nap naps

Red Words - read these words but tell your child the word if they get stuck
the

a dog naps on **the** mat
nan naps on **the** bus
a cat naps in **the** pot




Remember not to read the Ditty to your child first.
As your child reads the Ditty, be patient and give your child plenty of praise.
© Ditty Ltd 2019. This page may be reproduced for use with children's independent reading.

Making a strong start in Reception

Sound Blending

- Reception aged children will typically work through Red, Green and Purple Storybooks to meet age-related expectations



Red Words Ask children to practice reading the words across the rows, down the columns and in and out of order clearly and quickly.

he	said	no
my	I	you
be	of	your
the	put	said

Speedy Green Words Ask children to practice reading the words across the rows, down the columns and in and out of order clearly and quickly.

ship	box	off
box	off	will
is	that	him
this	his	get


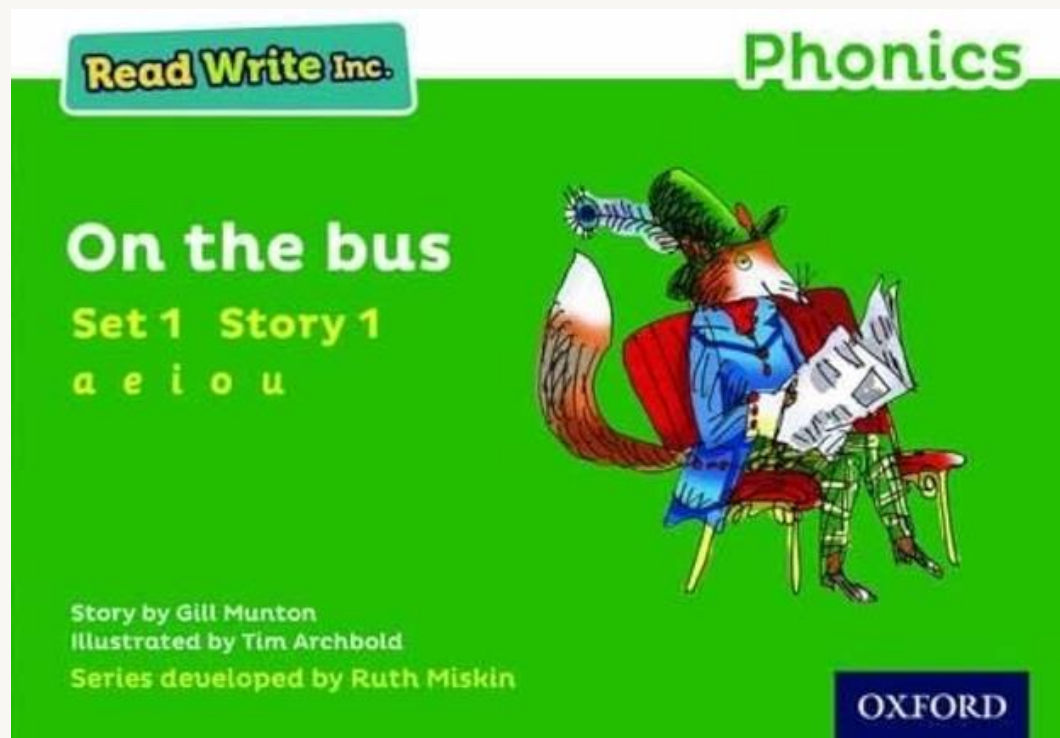
Making a strong start in Reception

Embedding Learning

Children will bring home the corresponding Book Bag Book. This book will build upon the ideas and many of the words in the Storybook they have just read in class









In School/ take home

Take home






















Key Stage 1

Speed Sounds Set 2

ay  may I play?	ee  what can you see?	igh  fly high	ow  blow the snow	oo  poo at the zoo
oo  look at a book	ar  start the car	or  shut the door	air  that's not fair	ir  whirl and twirl

Speed Sounds Set 3

ea  cup of tea	oi  spoil the boy	ou  shout it out	oy  toy for a boy	
a-e  make a cake	i-e  nice smile	o-e  phone home	u-e  huge brute	aw  yawn at dawn
are  care and share	ur  nurse with a purse	er  a better letter	ow  brown cow	ai  snail in the rain
oa  goat in a boat	ew  chew the stew	ire  fire, fire!	ear  hear with your ear	ure  sure it's pure

The lion's paw

Hold a sentence

- Inside he saw a pile of bones and a golden hair on the floor.

Check ✓

capital letter I

gaps

full stop .

- Do you think it is strange that the lion held out his paw?

Check ✓

capital letter D

gaps

question mark ?

Build a sentence

The poor slave called Androckes ran away to a dark gloomy cave but he didn't know the cave was a lions den. The lion held out his paw but sadly he had a sharp thorn stuck inside.





Reception

Displaying 11 resources

Search films and documents...



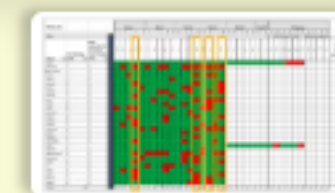
See the challenge: route through the first half-term (9 mins)



Set 1 Speed Sounds lessons (19 mins)



Teaching Word Time lessons (12 mins)



Using the starting strong tracker in Reception (4 mins)



Organisation in Reception during the first half term (9 mins)



Time on the sounds (6 mins)



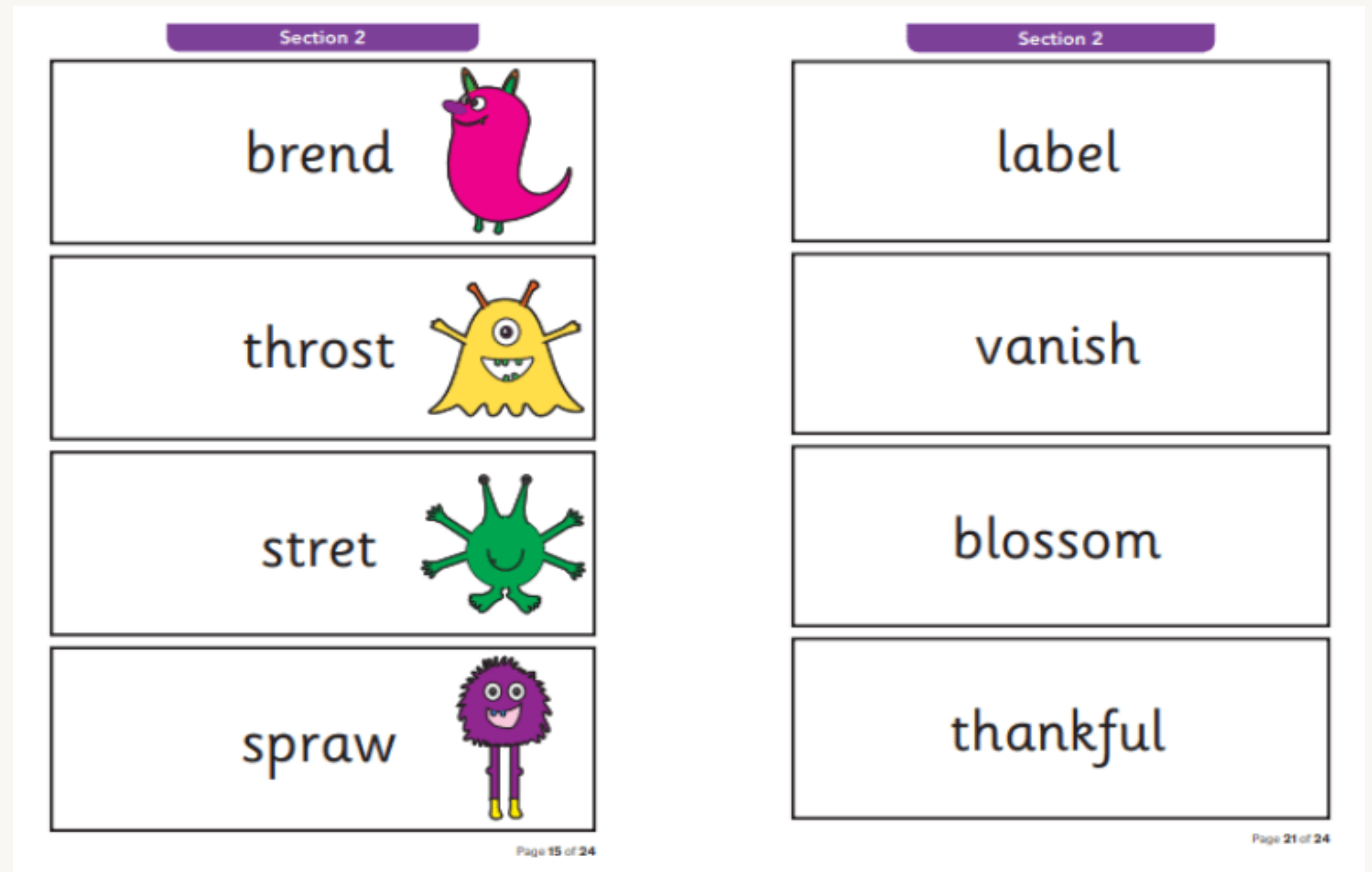
Get parents on board right from the start (3 mins)



Organisation in Reception (4 mins)

Phonics Screening Check (PSC)

Year 1



It checks that children can:

- Sound out and blend graphemes in order to read simple words.
- Read phonically decodable one-syllable and two-syllable words, e.g. cat, sand, windmill.
 - Read a selection of nonsense words which are referred to as pseudo words.

Phonics Screening Check (PSC)

Year 1 Phonics Screening Check					
2023		2022			
All Pupils	National	All Pupils	National		
83%	79%	83%	76%		
60 pupils		60 pupils			

Optional (Statutory) Assessment

Key Stage 1



Houses Around the World

In a Minute

Reading Booklet

2023 key stage 1 English reading booklet

Questions 1–8 are about *Houses Around the World*
(pages 4–5)

(page 4)

- 1 Sara must be careful about how long she spends in the shower.

This is because...

Tick **one**.

all the water could run out.

there might not be enough electricity.

other people might want to use the shower.

she might not have enough time for a shower.

1 mark

(page 4)

- 2 Gers are covered with special fabric...

This fabric is most helpful on...

Tick **one**.

hot days.

cloudy days.

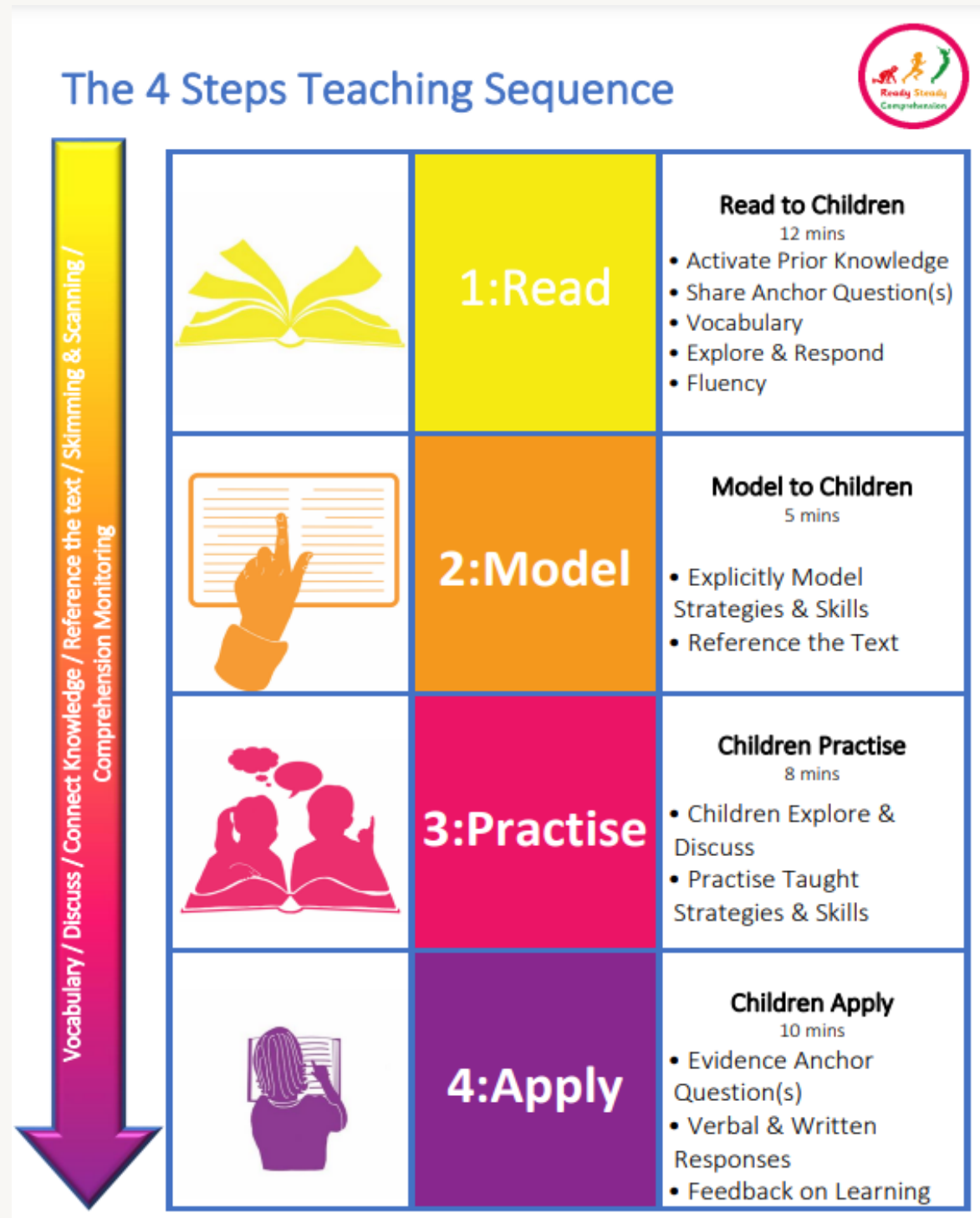
sunny days.

stormy days.

1 mark

Whole Class Reading

Key Stage 2

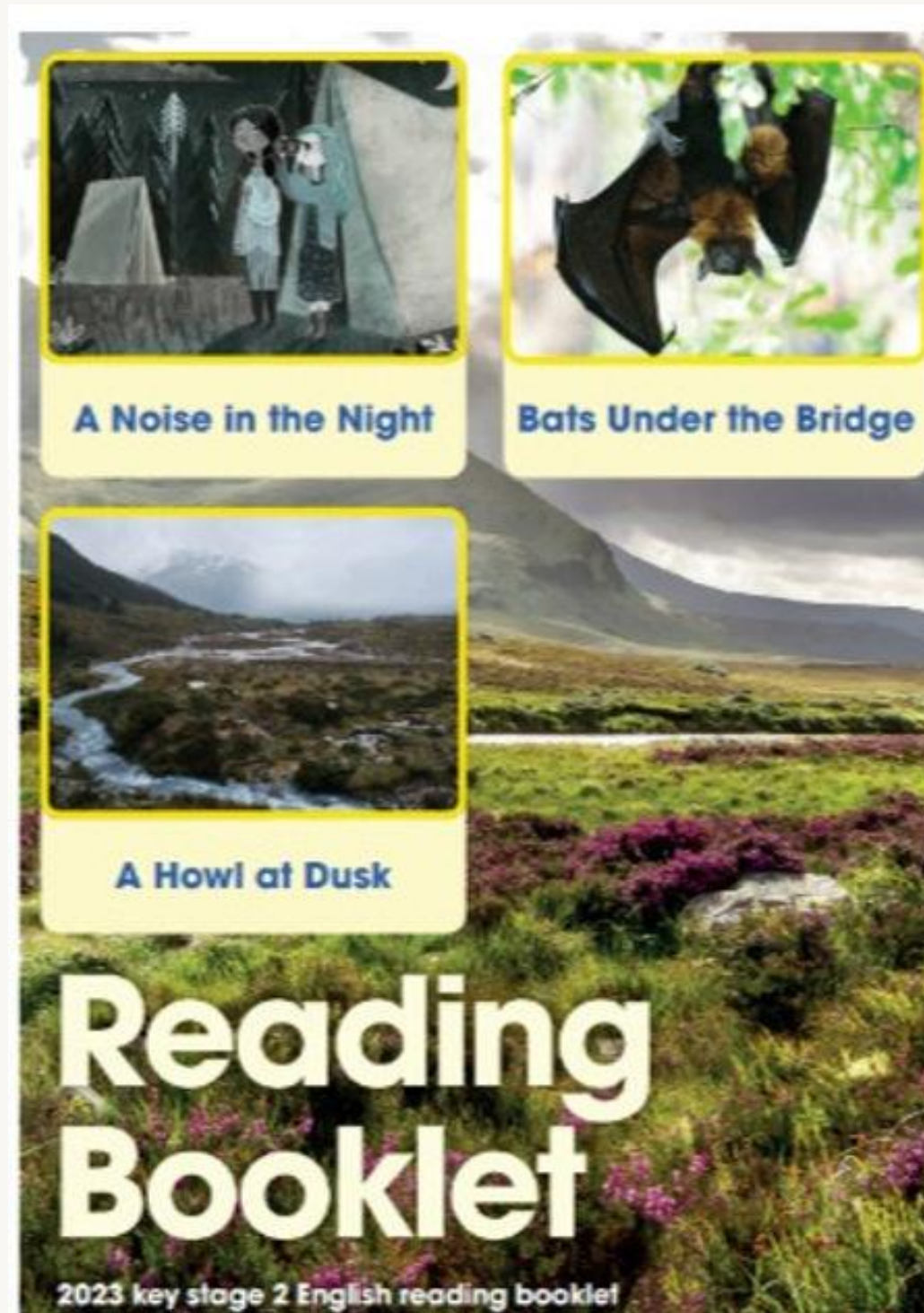


Year 4
Shared Reading Planning
Curriculum Driver: History
Unit C: Vikings



KS2 Statutory Assessments

Key Stage 2



Primary Tools.co.uk

Questions 13–28 are about *Guide Dogs* (pages 6–7).

13. Look at the section headed: *What guide dogs do*.

Find and copy the word or group of words that shows how much difference a guide dog can make to someone.

1 mark


14. According to the text, which of the following do guide dogs have to learn to do?

Tick two.

obey a whistle	<input type="checkbox"/>
stop at all kerbs	<input type="checkbox"/>
obey spoken commands	<input type="checkbox"/>
recognise the colour green	<input type="checkbox"/>
walk very slowly	<input type="checkbox"/>

1 mark


Page 8 of 20



Primary Tools.co.uk

Whole Class Reading

Reading for Pleasure / Book Club



The boy at the back of the class
By Onjali Q. Rauf
Isabella 3rd May 2021

This is a fictional story about a refugee boy, who comes from a war in Syria. His parents are missing so him and his friends put together a plan to find them. That's when the adventure really begins!

I liked how it was written in a diary style where you could imagine yourself as the main character. It helped me to understand the situation that refugees are in and how they might feel. It has also helped me to understand how they are not just people, but people like us.

The pace of the story was brilliant and in some places that I couldn't put the book down! I gave it four stars because although it was exciting there were some parts where I didn't understand what was happening.

About Refugees
A refugee is a person who has run away from their homes, often because of conflict. Usually the countries are those far away from Europe like Syria or Iran.

33 days by foot (non-stop) from Syria to UK, 2,600 miles

About the author
Onjali Q. Rauf is a well-known author. She has founded an organisation to help refugees. She loves reading and has so far published four books including this one. Her other books are: *The star outside my window*, *The night bus*, *The day we met the queen* and *Slart*. The class called The day we met the queen book named Slart. The great (good) bank heist. Feel free to check them out!



Our Reading River

Book review by Topaz Class

Year 1, Year 2, Year 4

Lowest 20% Of Readers



Daily Reading



Reading Buddies

